



-- OPERATOR'S MANUAL --

SPX3310 Sprayer

CASE and IH are registered trademarks of CNH America LLC

Copyright © 2007 CNH America LLC - All rights reserved

87651684

Issued - June 2007

PERSONAL SAFETY



THIS SAFETY ALERT SYMBOL INDICATES IMPORTANT SAFETY MESSAGES IN THIS MANUAL. WHEN YOU SEE THIS SYMBOL, CAREFULLY READ THE MESSAGE THAT FOLLOWS AND BE ALERT TO THE POSSIBILITY OF DEATH OR SERIOUS INJURY. M171C




Throughout this manual and on the machine's safety decals, you will find precautionary statements: **DANGER, WARNING or CAUTION** followed by specific instructions or ISO two panel safety pictorial symbols. These precautions are intended for your personal safety.

Failure to follow the **DANGER, WARNING or CAUTION** instructions may result in death or serious bodily injury.

DANGER, WARNING or CAUTION are defined as follows:

- **DANGER:** Indicates an immediate hazardous situation that, if not avoided, will result in death or serious injury. The color associated with Danger is RED.
- **WARNING:** Indicates a potentially hazardous situation that, if not avoided, could result in death or serious injury. The color associated with Warning is ORANGE.
- **CAUTION:** Indicates a potentially hazardous situation that, if not avoided, may result in minor or moderate injury. It may also be used to alert against unsafe practices. The color associated with Caution is YELLOW.

ISO two panel **pictorial symbol decals** are defined as follows:

- The first panel indicates the nature of the hazard.
- The second panel indicates the appropriate avoidance of the hazard.
- Background color is YELLOW.
- Prohibition symbols such as   and  if used, are RED.



WARNING

IMPROPER OPERATION OF THIS MACHINE CAN CAUSE DEATH OR SERIOUS INJURY. BEFORE USING THIS MACHINE, MAKE CERTAIN THAT EVERY OPERATOR:

- Is instructed in safe and proper use of the machine.
- Reads and understands the Manual(s) pertaining to the machine.
- Reads and understands ALL Safety Decals on the machine.
- Clears the area of other persons.
- Learns and practices safe use of machine controls in a safe, clear area before operating this machine on a job site.

It is your responsibility to observe pertinent laws and regulations and follow

CNH America LLC Technical Manuals

Manuals are available from your Dealer for the operation, service and repair of your machine. For prompt convenient service, contact your Dealer for assistance in obtaining the manuals for your machine.

Your Dealer can expedite your order for Operators Manuals, Parts Catalogs, Repair Manuals and maintenance records.

Always give the Machine Name, Model and P.I.N. (Product Identification Number) or S.N. (Serial Number) of your machine so your Dealer can provide the correct manuals for your machine.

CALIFORNIA

Proposition 65 Warning

Diesel engine exhaust and some of its constituents are known to the State of California to cause cancer, birth defects, and other reproductive harm.

Battery posts, terminals and related accessories contain lead and lead compounds. Wash hands after handling.

The company is continually striving to improve its products and therefore reserves the right to make improvements and changes when it becomes practical and possible to do so, without incurring any obligation to make changes or additions to the equipment sold previously.

All data given in this manual is subject to production variations. IMPORTANT: OPERATING AND SERVICE MESSAGES DISPLAYED ON THE ELECTRONIC OPERATING PANEL MAY VARY FROM WHAT IS SHOWN IN THE OPERATOR'S MANUAL. SHOULD THIS OCCUR ADHERE TO THE LATEST INSTRUCTION ON THE ELECTRONIC OPERATING PANEL.

Dimensions and weights are approximate only and the illustrations do not necessarily show the machine in standard condition. For exact information about any particular machine, please consult your dealer.

PUBLICATION HISTORY			
MACHINE	PUBLICATION	ISSUE DATE	ISSUE
SPX3310 sprayer	87269140	November 2004	First Issue
SPX3310 sprayer	87269141	June 2005	First Revision
SPX3310 sprayer	87536691	June 2006	Second Revision
SPX3310 sprayer	87651684	June 2007	Third Revision

epcatalogs.com

Introduction	3
To the Owner	3
SPX Series Patriot Sprayer	3
Manual Storage Compartment	4
Product Identification and Serial Numbers	4
Identification Number Locations	4
Safety Instructions	9
Safety	9
Personal Safety	9
Safety Rules	10
Machine Operation and Roll-Over Safety	12
Transporting Safety	12
Battery Safety	13
Electrical Line Safety	13
Noise Level Safety	13
Hazardous Chemicals	13
Maintenance Safety	14
Tire Inflation	15
Hand Signals	16
Safety Decals	18
First Aid Kit	24
Read Operator Manual	24
Fire Extinguisher	24
Cleaning Cab Windows	24
Seat Belts	24
Sprayer Warning Lights and SMV Symbol	25
Operating Instructions	29
Pre-Operation Check List	29
System Overview and Operation	30
Cab Identification - Top View	30
Cab Identification - Seat Perspective	31
Dash Controls Identification	33
Control Panel Identification	35
Hydrostatic and Throttle Control Identification	36
Air Suspension Seat Adjustment	37
Cab Pressurization	38
Hydraulic System	40
Hydraulic Tank	40
Hydraulic Filters	40
Hydraulic Wheel Motors	40
Hydraulic Auxiliary Tandem Pump	40
Tandem Hydrostatic Pump	40
Electric/Hydraulic 8 Bank Solenoid Valve	41
Hydraulic Indicating Lights (Diagnostic System)	41
Cold Start Filter Bypass	41
Booms	42
To unfold booms	43
To fold booms	43
Axle Adjustment	44
Rephase the Steering Cylinders	44

[Buy now](#)

[Case SPX3310 Sprayer Operators Manual PDF](#)

[With Instant Download](#)