



Bobcat®

Service Manual Backhoe

(Bob-Tach Mounted) S/N 074600101 & Above

(406) S/N 631010000 & Below

(406) S/N 631010001 & Above

(506) S/N 631110000 & Below

(506) S/N 631110001 & Above

(607) S/N 775002278 & Above

(607) S/N A5CW00101 & Above

(709) S/N 270007245 & Above

(709) S/N A54M00101 & Above

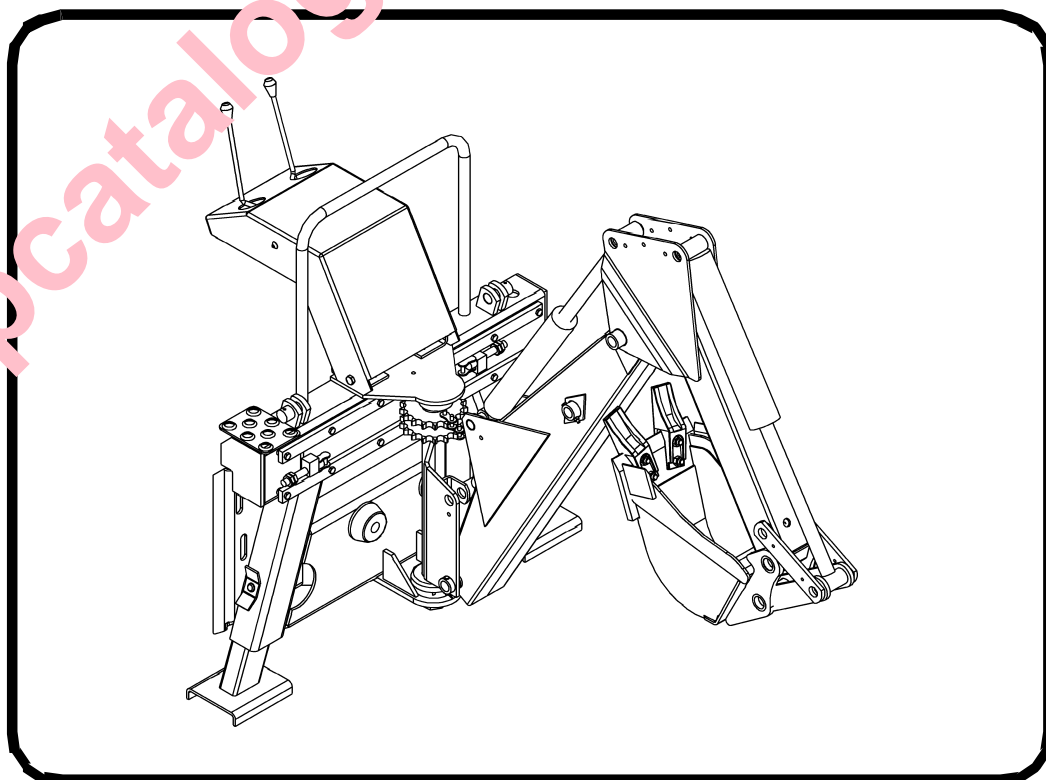
(709FDS) S/N 584101444 & Above

(709FDS) S/N A5F300101 & Above

(8811) S/N 630100101 & Above

(8811) S/N A55800101 & Above

(MO6) S/N 631200101 & Above



epcatalogs.com

Dealer Copy -- Not for Resale

MAINTENANCE SAFETY



WARNING

Instructions are necessary before operating or servicing machine. Read and understand the Operation & Maintenance Manual, Operator's Handbook and signs (decals) on machine. Follow warnings and instructions in the manuals when making repairs, adjustments or servicing. Check for correct function after adjustments, repairs or service. Untrained operators and failure to follow instructions can cause injury or death.

W-2003-0903











Safety Alert Symbol: This symbol with a warning statement, means: "Warning, be alert! Your safety is involved!" Carefully read the message that follows.

CORRECT



B-10731a

-  Never service attachments without instructions. See Operation & Maintenance Manual and Attachment Service Manual.
-  Cleaning and maintenance are required daily.
-  Never service or adjust attachment with the engine running unless instructed to do so in manual.
-  Always lower the attachment to the ground before lubricating or servicing.
-  Avoid contact with leaking hydraulic fluid or diesel fuel under pressure. It can penetrate skin or eyes.
-  Stop, cool and clean engine of flammable materials before checking fluids.
-  Keep body, loose objects and clothing away from moving parts, electrical contacts, hot parts and exhaust.
-  Safety glasses are needed for eye protection from electrical arcs, battery acid, compressed springs, fluids under pressure and flying debris or when tools are used. Use eye protection approved for type of welding.

MSW30-0805



Bobcat[®]

epcatalogs.com

Dealer Copy -- Not for Resale

ALPHABETICAL INDEX

ARM	10-30-1, 40-30-1
BACKHOE MOUNTING FRAME	10-30-1, 20-30-1, 30-30-1
BOOM	10-30-1, 40-30-1, 50-30-1
BOOM, ARM AND BUCKET	10-30-1, 20-30-1, 30-30-1, 40-30-1
BOOM SWING ADJUSTMENT	10-10-1, 40-10-1
BUCKET	10-30-1, 40-30-1, 50-30-1
BUCKET REMOVAL	10-10-1, 40-10-1
BUCKET TEETH	50-30-1
CONTROL VALVE	10-20-1, 20-20-1, 30-20-1, 40-20-1, 50-20-1
ELECTRICAL SCHEMATIC	50-40-1
HYDRAULIC CYLINDERS	10-20-1, 20-10-1, 20-20-1, 30-20-1, 40-20-1, 50-20-1
HYDRAULIC SCHEMATIC	10-40-1, 20-40-1, 30-40-1, 40-40-1, 50-40-1
INSPECTION	10-10-1, 20-10-1, 30-10-1, 40-10-1, 50-10-1
LOCKING MECHANISM	20-30-1, 30-30-1
LUBRICATION	10-10-1, 20-10-1, 30-10-1, 40-10-1, 50-10-1
PISTON NUT TORQUE PROCEDURE	20-20-1, 30-20-1
RELIEF VALVE	10-20-1
RUBBER STOPS	10-30-1
SAFETY CHAIN	20-30-1, 30-30-1
SEAT ADJUSTMENT	40-10-1
STABILIZER	40-30-1
SWING CHAIN	10-30-1
SWING FRAME	20-30-1, 30-30-1
SPECIFICATIONS	10-40-1, 20-40-1, 30-40-1, 40-40-1, 50-40-1
TENSION SPRING ASSEMBLY	20-30-1, 30-30-1
TROUBLESHOOTING	10-10-1, 20-10-1, 30-10-1, 40-10-1, 50-10-1
X-CHANGE®	50-30-1

[Buy now](#)

[Bobcat Backhoe 406, 506, 607, 709, 709FDS, 8811, MO6 Service Manual PDF](#)

[With Instant Download](#)