

# WSM

---

WORKSHOP MANUAL  
TRACTOR

L3010, L3410, L3710, L4310

---

**Кубота**

KiSC issued 07, 2020 A

## TO THE READER

This Workshop Manual has been prepared to provide servicing personnel with information on the mechanism, service and maintenance of KUBOTA Tractors L3010, L3410, L3710 and L4310. It is divided into two parts, "Mechanism" and "Servicing" for each section.

### ■ Mechanism

Information on the construction and function are included. This part should be understood before proceeding with troubleshooting, disassembling and servicing.

### ■ Servicing

Under the heading "General" section cover general precautions, check and maintenance and special tools. Other section, there are troubleshooting, servicing specification lists, checking and adjusting, disassembling and assembling, and servicing which cover procedures, precautions, factory specifications and allowable limits.

All information, illustrations and specifications contained in this manual are based on the latest production information available at the time of publication.

The right is reserved to make changes in all information at any time without notice.

June '98

© KUBOTA Corporation 1998

KiSC issued 07, 2020 A

**Record of Revisions**


For pdf, use search function {Search word} to find all revised locations.


Last digit of the Code No.	Month of Revision	Main Revised Point and Corrective Measures {Search word}	Reference Page
3	2020.07	Added description about shim adjustment of injection timing	1-S26, 1-S46


epcatalogs.com


## SAFETY FIRST


This symbol, the industry's "Safety Alert Symbol", is used throughout this manual and decals on the machine itself to warn of the possibility of personal injury. Read these instructions carefully. It is essential that you read the instructions and safety regulations before you attempt to repair or use this unit.

 **DANGER** : Indicates an imminently hazardous situation which, if not avoided, will result in death or serious injury.

 **WARNING** : Indicates a potentially hazardous situation which, if not avoided, could result in death or serious injury.

 **CAUTION** : Indicates a potentially hazardous situation which, if not avoided, may result in minor or moderate injury.

 **IMPORTANT** : Indicates that equipment or property damage could result if instructions are not followed.

 **NOTE** : Gives helpful information.

## SAFETY SERVICING AND REPAIRING

- (1) Before working on the machine :
  - Park the machine on a firm and level ground, and set the parking brake.
  - Lower the implement or mower to the ground.
  - Stop the engine, and remove the key.
  - Disconnect the battery's ground cable.
  - Clean the work area and machine.
- (2) Do not work on the machine while under the influence of alcohol, medication, or other substances or while fatigued.
- (3) Do not wear a necktie, scarf, necklace, loose or bulky clothing when you work near machine tools or moving parts.
- (4) Use tools appropriate to the work. Makeshift tools, parts, and procedures will not make good repairs.
- (5) When servicing is performed together by two or more persons, take care to perform all work safely.
- (6) Do not work under the machine that is supported solely by a jack. Always support the machine by safety stands.

- (7) If the engine must be running to do same work, make sure the area is well ventilated. Never run the engine in a closed area. The exhaust gas contains poisonous carbon monoxide.
- (8) Do not touch the rotating or hot parts while the engine is running.
- (9) Fuel is extremely flammable and explosive under certain conditions. Do not smoke or allow flames or sparks in your working area.
- (10) To avoid sparks from an accidental short circuit, always disconnect the battery's ground cable first and connect it last.
- (11) Sulfuric acid in battery electrolyte is poisonous. It is strong enough to burn skin, clothing and cause blindness if splashed into eyes. Keep electrolyte away from eyes, hands and clothing. If you spill electrolyte on yourself, flush with water, and get medical attention immediately.
- (12) Battery gas can explode. Keep sparks and open flame away from the top of battery, especially when charging the battery.
- (13) Never remove the radiator cap while the engine is running, or immediately after stopping. Otherwise, hot water will spout out from radiator. Wait for more than ten minutes to cool the radiator, before removing the cap.
- (14) Escaping fluid (fuel or hydraulic oil) under pressure can penetrate the skin causing serious injury. Relieve pressure before disconnecting hydraulic or fuel lines. Tighten all connections before applying pressure.
- (15) Do not start the engine by shorting across starter terminals.
- (16) Unauthorized modifications to the machine may impair the function and / or safety and affect machine life.
- (17) Do not alter or remove any part of machine safety system.
- (18) Keep a first aid kit and fire extinguisher handy at all times.
- (19) Be sure to chock the wheels to prevent accidents during servicing the machine.

[Buy now](#)

[Kubota L3010, L3410, L3710, L4310 Tractor Workshop Manual PDF](#)

[With Instant Download](#)