

773

773

HIGH FLOW

TURBO

773



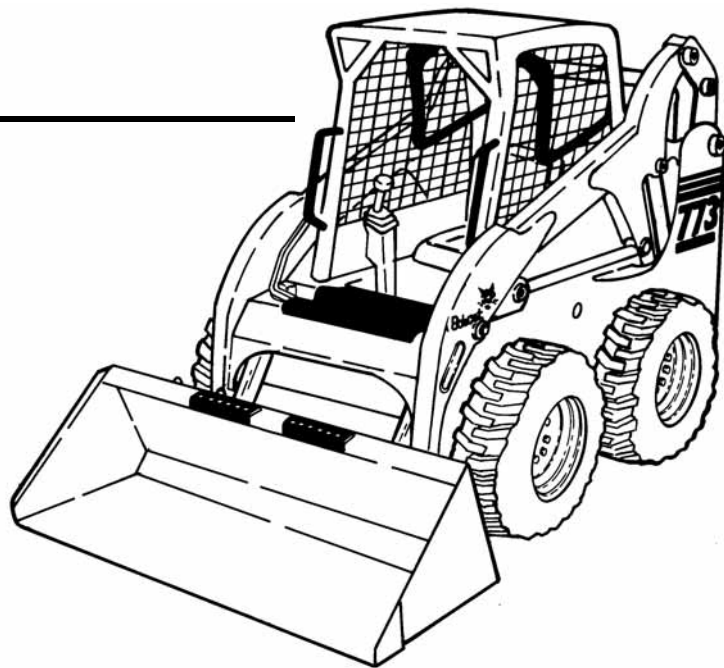
Bobcat®

Service

Manual

G Series

(S/N 517611001 & Above)
(S/N 518011001 & Above)
(S/N 518111001 & Above)
(S/N 519011001 & Above)
(S/N 519211001 & Above)
(S/N 500 K 11001 & Above)



**EQUIPPED WITH
BOBCAT INTERLOCK
CONTROL SYSTEM (BICS™)**

IR Ingersoll Rand
Compact Vehicle Technologies
Printed in U.S.A.

epcatalogs.com

MAINTENANCE SAFETY



WARNING


Instructions are necessary before operating or servicing machine. Read and understand the Operation & Maintenance Manual, Operator's Handbook and signs (decals) on machine. Follow warnings and instructions in the manuals when making repairs, adjustments or servicing. Check for correct function after adjustments, repairs or service. Untrained operators and failure to follow instructions can cause injury or death.

W-2003-0903



Safety Alert Symbol: This symbol with a warning statement, means: "Warning, be alert! Your safety is involved!" Carefully read the message that follows.


CORRECT



B-10731a

- Never service the Bobcat Skid-Steer Loader without instructions.


CORRECT



B-15535

- Use the correct procedure to lift or lower operator cab.


CORRECT



B-15524

- Cleaning and maintenance are required daily.


WRONG



B-15734

- Have good ventilation when welding or grinding painted parts.
- Wear dust mask when grinding painted parts. Toxic dust and gas can be produced.
- Avoid exhaust fume leaks which can kill without warning. Exhaust system must be properly sealed.


WRONG



B-15732

- Disconnecting or loosening any hydraulic tube line, hose, fitting, component or a part failure can cause lift arms to drop. Do not go under lift arms when raised unless supported by an approved lift arm support device. Replace it if damaged.

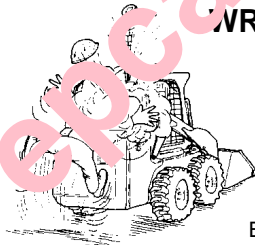
WRONG



B-15525

- Never work on loader with lift arms up unless lift arms are held by an approved lift arm support device. Replace if damaged.
- Never modify equipment or add attachments not approved by Bobcat Company.


WRONG



B-15733

- Stop, cool and clean engine of flammable materials before checking fluids.
- Never service or adjust loader with the engine running unless instructed to do so in the manual.
- Avoid contact with leaking hydraulic fluid or diesel fuel under pressure. It can penetrate the skin or eyes.
- Never fill fuel tank with engine running, while smoking or when near open flame.

WRONG



B-15523

- Keep body, jewelry and clothing away from moving parts, electrical contact, hot parts and exhaust.
- Wear eye protection to guard from battery acid, compressed springs, fluids under pressure and flying debris when engines are running or tools are used. Use eye protection approved for type of welding.
- Keep rear door closed except for service. Close and latch door before operating the loader.

WRONG



B-6589

- Lead-acid batteries produce flammable and explosive gases.
- Keep arcs, sparks, flames and lighted tobacco away from batteries.
- Batteries contain acid which burns eyes or skin on contact. Wear protective clothing. If acid contacts body, flush well with water. For eye contact flush well and get immediate medical attention.

Maintenance procedures which are given in the Operation & Maintenance Manual can be performed by the owner/operator without any specific technical training. Maintenance procedures which are **not** in the Operation & Maintenance Manual must be performed **ONLY BY QUALIFIED BOBCAT SERVICE PERSONNEL**. Always use genuine Bobcat replacement parts. The Service Safety Training Course is available from your Bobcat dealer.

MSW07-0805

epcatalogs.com



Bobcat®

ALPHABETICAL INDEX

ACS SYSTEM	60-01	GENERAL AIR CONDITIONING SERVICE	
AHC SYSTEM	60-01	GUIDELINES.....	80-01
AHC SYSTEM (W/PUSH BUTTON FLOAT)	60-01	HEATER COIL	80-01
AIR CLEANER	70-01	HEATER/AC FAN.....	80-01
AIR CLEANER SERVICE	10-01	HEATER VALVE	80-01
AIR CONDITIONING SERVICE.....	80-01	HYDRAULIC CONNECTION SPECS	SPEC-01
AIR CONDITIONING SYSTEM FLOW	80-01	HYDRAULIC CONTROL VALVE	20-01
ALTERNATOR	60-01	HYDRAULIC FILTER HOUSING	20-01
		HYDRAULIC FLUID RESERVOIR	20-01
BASIC TROUBLESHOOTING	80-01	HYDRAULIC/HYDROSTATIC	
BATTERY	60-01	FLUID SPECIFICATIONS	SPEC-01
BOBCAT CONTROLLER.....	60-01	HYDRAULIC/HYDROSTATIC SYSTEM.....	10-01
BOBCAT INTERLOCK		HYDRAULIC PUMP	20-01
CONTROL SYSTEM (BICS™)	60-01	HYDRAULIC SYSTEM INFORMATION	20-01
BOB-TACH	10-01, 50-01	HYDROSTATIC MOTOR	30-01
BRAKE	40-01	HYDROSTATIC PUMP	30-01
BUCKET POSITION VALVE	20-01	HYDROSTATIC SYSTEM INFORMATION	30-01
CHAINCASE	40-01	INSTRUMENT PANEL.....	60-01
CHARGE PRESSURE	30-01		
COMPONENTS	80-01	LIFT ARM	50-01
COMPRESSOR	80-01	LIFT ARM BY-PASS CONTROL VALVE	20-01
CONDENSER	70-01	LIFT ARM SUPPORT DEVICE	10-01
CONTROL HANDLE	50-01	LIFTING AND BLOCKING THE LOADER.....	10-01
CONTROL PANEL	50-01	LIGHTS	60-01
CONTROL PEDALS	50-01	LOADER SPECIFICATIONS	SPEC-01
CONVERSIONS	SPEC-01	LUBRICATION OF THE BOBCAT LOADER	10-01
COOLING FAN	70-01		
CYLINDER (LIFT)	20-01	MAIN RELIEF VALVE	20-01
CYLINDER (POWER BOB-TACH)	20-01	MUFFLER.....	70-01
CYLINDER (TILT)	20-01		
		OIL COOLER.....	30-01
DIAGNOSTICS	60-01	OPERATOR CAB	10-01, 50-01
DRIVE BELT	30-01	OPERATOR SEAT.....	50-01
DRIVE COMPONENTS	40-01	OPERATOR SEAT (SUSPENSION).....	50-01
ELECTRICAL/HYD. CONTROLS REF	60-01	POWER BOB-TACH (OPTION)	10-01, 50-01
ELECTRICAL SYSTEM INFORMATION	60-01	POWER BOB-TACH BLOCK.....	20-01
ENGINE	70-01	PRESSURE RELIEF VALVE	80-01
ENGINE COMPONENTS AND TESTING	70-01	PRESSURE SWITCH.....	80-01
ENGINE COOLING SYSTEM.....	10-01		
ENGINE LUBRICATION SYSTEM.....	10-01	RADIATOR	70-01
ENGINE SPECIFICATIONS	SPEC-01	REAR AUXILIARY DIVERTER VALVE.....	20-01
ENGINE SPEED CONTROL	70-01	REAR DOOR	50-01
EVAPORATOR	80-01	REAR GRILL	50-01
EVAPORATOR/HEATER UNIT	80-01	RECEIVER/DRIER	80-01
EXPANSION VALVE	80-01	RECONDITIONING THE ENGINE	70-01
		REGULAR MAINTENANCE	80-01
FAN GEARBOX	10-01	REMOTE START	10-01
FINAL DRIVE TRANSMISSION (CHAINCASE)	10-01		
FLYWHEEL AND HOUSING	70-01		
FRONT AUXILIARY HYD. COUPLER BLOCK.....	20-01		
FRONT AUXILIARY PRESSURE RELIEF BLOCK	20-01		
FUEL SYSTEM	10-01		
FUEL TANK.....	50-01		

[Buy now](#)

[Bobcat 773, 773 HF, 773 Turbo Loaders G Series Service Manual PDF](#)
[With Instant Download](#)