

[epcatalogs.com](http://epcatalogs.com)

# **2090 Tractor Without Cab Operators Manual**

**9-6841**

Reprinted

***CASE***






*THIS SAFETY ALERT SYMBOL INDICATES IMPORTANT SAFETY MESSAGES IN THIS MANUAL. WHEN YOU SEE THIS SYMBOL, CAREFULLY READ THE MESSAGE THAT FOLLOWS AND BE ALERT TO THE POSSIBILITY OF PERSONAL INJURY OR DEATH.*

M171B

If Safety Decals on this machine use the words **Danger, Warning or Caution**, which are defined as follows:

- **DANGER:** Indicates an immediate hazardous situation which if not avoided, will result in death or serious injury. The color associated with Danger is RED.
- **WARNING:** Indicates an potentially hazardous situation which if not avoided, will result in serious injury. The color associated with Warning is ORANGE.
- **CAUTION:** Indicates an potentially hazardous situation which if not avoided, may result in minor or moderate injury. It may also be used to alert against unsafe practices. The color associated with Caution is YELLOW.

If Safety Decals on this machine are ISO two panel Pictorial, decals are defined as follows:

- The first panel indicates the nature of the hazard.
- The second panel indicates the appropriate avoidance of the hazard.
- Background color is YELLOW.
- Prohibition symbols such as   and  if used, are RED.



# WARNING

IMPROPER OPERATION OF THIS MACHINE CAN CAUSE INJURY OR DEATH. BEFORE USING THIS MACHINE, MAKE CERTAIN THAT EVERY OPERATOR:

- Is instructed in safe and proper use of the machine.
- Reads and understands the Manual(s) pertaining to the machine.
- Reads and understands ALL Safety Decals on the machine.
- Clears the area of other persons.
- Learns and practices safe use of machine controls in a safe, clear area before operating this machine on a job site.

It is your responsibility to observe pertinent laws and regulations and follow Case Corporation instructions on machine operation and maintenance.

98



**2090 Tractor  
Without Cab  
Operators Manual**  
Rac 9-6841

Written In *Clear  
And  
Simple  
English*

epcatalogs.com

**J I Case**  
A Tenneco Company







THIS SAFETY ALERT SYMBOL INDICATES IMPORTANT SAFETY MESSAGES IN THIS MANUAL. WHEN YOU SEE THIS SYMBOL, CAREFULLY READ THE MESSAGE THAT FOLLOWS AND BE ALERT TO THE POSSIBILITY OF PERSONAL INJURY OR DEATH.

## IMPORTANT

**If This Machine Is Used By An Employee Or Is Loaned Or Rented, Make Certain That The Operator (s), Prior To Operating:**

- 1. Is Instructed In Safe And Proper Use.**
- 2. Reviews And Understands The Manual (s) Pertaining To The Machine.**

# TABLE OF CONTENTS

TO THE OWNER .....	III	OPERATING INSTRUCTIONS .....	31-101
SAFETY .....	IV-XVII	Run-In Procedure .....	31
Safety Rules .....	IV	Before Starting the Engine .....	32
Before Starting .....	IV-V	Towing .....	33
Operation .....	VI-XIV	How to Transport the Tractor .....	33
Service .....	XV-XVIII	Operating Instruments .....	34-37
HAND SIGNALS .....	XVIII-XIX	Operating Controls .....	38-65
DECALS .....	XX-XXIV	Steering Console .....	38, 39
SERIAL NUMBERS .....	1	Operator's Console .....	42-47
DIESEL ENGINE SPECIFICATIONS .....	2,3	Steering Column Tilt .....	48
GENERAL SPECIFICATIONS .....	4-6	Fuel Tank Water Trap .....	48
APPROXIMATE TRACTOR SPEEDS		Operator's Seat .....	49
12 Speed Transmission .....	7	Amber Warning Lamps, Direction	
8 Speed Transmission .....	8	Turn Signals & SMV .....	50,51
APPROXIMATE OVER ALL		Implement Warning Lamps	
MEASUREMENTS .....	9	SMV Symbol .....	52
APPROXIMATE TRANSPORT WEIGHT .....	9	Auxiliary Outlet Sockets .....	53
TIRE AND WHEEL EQUIPMENT .....	11	Starting Procedure .....	54,55
FRONT WHEEL TREAD POSITIONS .....	11	Stopping the Engine .....	56
REAR WHEEL TREAD POSITIONS .....	12	Cold Temperature Operation .....	57
DUAL REAR WHEEL		OPERATING INSTRUCTIONS	
TREAD POSITIONS .....	13,14	Preparing Tractor For Operating in Cold	
DUAL REAR TIRE PRESSURES .....	15	Temperatures .....	58
FUEL SPECIFICATIONS .....	16,17	Cold Temperature Starting .....	59-62
LUBRICATION .....	18-29	Case Starting Fluid .....	59
Engine Hourmeter .....	18	Coolant Heater .....	59
Oil in Engine .....	19	Operating Ether Start .....	60,61
Orientation Chart .....	20, 21	Starting Fluid Container Replacement .....	62
Engine Oil Change .....	22, 23	Power Shift Transmission .....	63,64
Engine Oil Filter .....	23	Mechanical Shift Transmission .....	65
Transmission Oil Level Check & Change .....	24	Differential Lock .....	66
Hydraulic Oil Filters .....	25-27	Power Takeoff .....	67-70
Steering & Brake System Air Removal .....	28	Operating PTO .....	67
Front Wheel Bearing .....	29	540 or 1000 RPM PTO Operation .....	68
ALTERNATOR CHARGING SYSTEMS .....	30	Guards .....	69
		Operating Safety .....	77
		Drawbar .....	71
		Three Point Hitch System .....	72
		Hitch System Adjustments .....	73-75
		Hitch Operation .....	76-79
		Hitch Control Lever .....	76
		Sensing Control .....	77,78
		Stationary Depth .....	78
		Hydraulic Float Control .....	78
		Anti-Sway Chain .....	79

[Buy now](#)

[Case 2090 Tractor Operator's Manuals PDF](#)

[With Instant Download](#)