

**1200
Diesel
Four Wheel Drive
Tractor
Traction King**

Operator's Manual

9-1442

Reprinted

CASE






THIS SAFETY ALERT SYMBOL INDICATES IMPORTANT SAFETY MESSAGES IN THIS MANUAL. WHEN YOU SEE THIS SYMBOL, CAREFULLY READ THE MESSAGE THAT FOLLOWS AND BE ALERT TO THE POSSIBILITY OF PERSONAL INJURY OR DEATH.

M171B

If Safety Decals on this machine use the words **Danger, Warning or Caution**, which are defined as follows:

- **DANGER:** Indicates an immediate hazardous situation which if not avoided, will result in death or serious injury. The color associated with Danger is RED.
- **WARNING:** Indicates an potentially hazardous situation which if not avoided, will result in serious injury. The color associated with Warning is ORANGE.
- **CAUTION:** Indicates an potentially hazardous situation which if not avoided, may result in minor or moderate injury. It may also be used to alert against unsafe practices. The color associated with Caution is YELLOW.

If Safety Decals on this machine are ISO two panel Pictorial, decals are defined as follows:

- The first panel indicates the nature of the hazard.
- The second panel indicates the appropriate avoidance of the hazard.
- Background color is YELLOW.
- Prohibition symbols such as   and  if used, are RED.



WARNING

IMPROPER OPERATION OF THIS MACHINE CAN CAUSE INJURY OR DEATH. BEFORE USING THIS MACHINE, MAKE CERTAIN THAT EVERY OPERATOR:

- Is instructed in safe and proper use of the machine.
- Reads and understands the Manual(s) pertaining to the machine.
- Reads and understands ALL Safety Decals on the machine.
- Clears the area of other persons.
- Learns and practices safe use of machine controls in a safe, clear area before operating this machine on a job site.

It is your responsibility to observe pertinent laws and regulations and follow Case Corporation instructions on machine operation and maintenance.

Operator's Instruction Manual

1200 Diesel Four Wheel Drive Tractor

Traction King



J. I. CASE® CO.

RACINE, WISCONSIN U.S.A.

NOTICE!

At the time your Case Dealer delivers your new tractor, he will acquaint you with its operation and maintenance as outlined in the "Service Check List and Warranty Registration". When your Dealer has completed these instructions, he will ask you to sign the report and will then hand you a copy for your records.

NOTE: The "Service Check List and Warranty Registration" also contains a record of the Pre-Delivery Checkup which your Dealer made on your tractor.

AFTER DELIVERY CHECKUP

The Authorized Case Dealer from whom you purchased your new tractor will perform the "After Delivery Checkup" outlined on the following page, if you will arrange to bring your tractor to his Service Shop within - - -

60 days after date of delivery or 200 hours of operation (whichever occurs first).

NOTE: The only charge your dealer will make for this inspection will be for oil, filters, or other accessories.

AFTER DELIVERY CHECKUP

(Owner's Name)	(Date Checkup Performed)
(Owner's Address)	
(Dealership)	(Town)
Tractor has been operated hours <div style="text-align: right; font-size: small;">(Tractor Model and Serial Number)</div>	

- | | |
|--|--|
| <input type="checkbox"/> Crankcase Oil (Change oil and filter).
<input type="checkbox"/> Cooling System.
<input type="checkbox"/> Tighten Cylinder head bolts and adjust tappets.
<input type="checkbox"/> Fuel Injection pump timing.
<input type="checkbox"/> Fuel Filtering System.
<input type="checkbox"/> Electrical System.
<input type="checkbox"/> Air Cleaner and Breathers.
<input type="checkbox"/> Lubricate all Pressure Fittings.
<input type="checkbox"/> Tire Pressure.
<input type="checkbox"/> Tighten all Bolts.
<input type="checkbox"/> Steering, Axle Toe In. | <input type="checkbox"/> Full Governor Full Load Engine Speed and Low Idle Speed.
<input type="checkbox"/> Brakes.
<input type="checkbox"/> Operate all Controls.
<input type="checkbox"/> Operation of Instruments.
<input type="checkbox"/> Traction Clutch Adjustment.
<input type="checkbox"/> PTO Clutch Adjustment (If so equipped).
<input type="checkbox"/> Oil Level in Differential and Planetaries.
<input type="checkbox"/> Oil Level in Transmission, Hydraulic and Steering Systems.
<input type="checkbox"/> Hydraulic System Pressure.
<input type="checkbox"/> Belt Adjustments. |
|--|--|

DEALER: Question purchaser carefully concerning his experience with tractor and answer any questions concerning maintenance or operation that are not clear to him.

Checkup
Performed by

Signed
Dealer

Original—Dealer
Duplicate—Leave in Operators Manual for Purchaser

Signed
Customer

[Buy now](#)

[Case 1200 Tractor Operator's Manuals PDF](#)

[With Instant Download](#)