

epcatalogs.com

**1175
Tractor**

Operators Manual

9-3164





This symbol means ATTENTION! BECOME ALERT! YOUR SAFETY IS INVOLVED. The message that follows the symbol contains important information about your safety. Carefully read the message. Make sure you fully understand the causes of possible injury or death.

SB001

IF THIS MACHINE IS USED BY AN EMPLOYEE, IS LOANED, OR IS RENTED, MAKE SURE THAT THE OPERATOR UNDERSTANDS THE TWO INSTRUCTIONS BELOW.

BEFORE THE OPERATOR STARTS THE ENGINE:

1. GIVE INSTRUCTIONS TO THE OPERATOR ON SAFE AND CORRECT USE OF THE MACHINE.
2. MAKE SURE THE OPERATOR READS AND UNDERSTANDS THE OPERATOR'S MANUAL FOR THIS MACHINE.



WARNING

IMPROPER OPERATION OF THIS MACHINE CAN CAUSE INJURY OR DEATH.

BEFORE STARTING THE ENGINE, DO THE FOLLOWING:

1. READ THE OPERATOR'S MANUAL.
2. READ ALL SAFETY DECALS ON THE MACHINE.
3. CLEAR THE AREA OF OTHER PERSONS.

LEARN AND PRACTICE SAFE USE OF MACHINE CONTROLS IN A SAFE, CLEAR AREA BEFORE YOU OPERATE THIS MACHINE ON A JOB SITE.

It is your responsibility to observe pertinent laws and regulations and to follow manufacturer's instructions on machine operation and maintenance.

See your Authorized Case dealer for additional operator's manuals, parts catalogs, and service manuals.

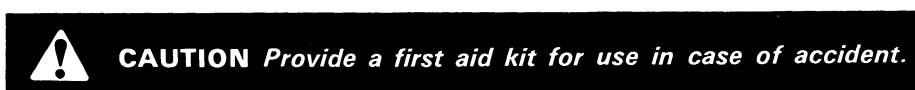
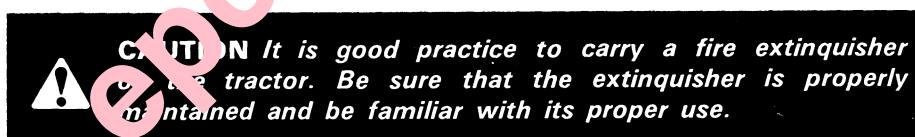


Tractor accidents kill a number of people in the World every year. Studies show that in the United States, 6 in 10 tractor fatalities result from upsets.

Stability is still a very important factor in safety. Let's face it - tractors must be built higher than automobiles to provide the ground clearance necessary in performing their intended function. The use of a tractor over irregularities in the fields calls for careful handling and using good common sense.

Speed is an important element in tractor stability. Speed brings us back to you, the operator. Only you can hold down your speed to match conditions. Think ahead - drive defensively. Equip your tractor with a Case ROPS system available as an factory or field installed option from your Case dealer.

We at Case are continuing to contribute to your safety in two ways: by building tractors with the extra measure of protection and comfort . . . and by passing on these suggestions for safer operation.



WARNING Before starting engine study Operator's Manual safety messages.

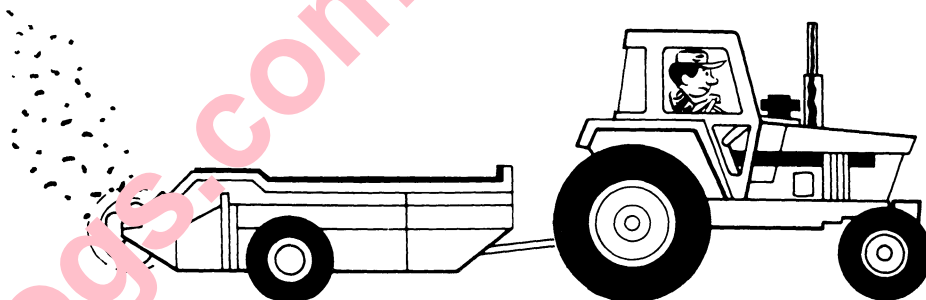
Read all safety signs on machine.

Clear the area of other persons.

Learn and practice safe use of controls before operating.

It is your responsibility to understand and follow manufacturer's instructions on machine operation, service, and to observe pertinent laws and regulations.

Operator and Service Manuals may be obtained from your equipment dealer.



WARNING Before starting engine be sure all operating controls are in neutral.

Operate controls only when seated in Operator's seat.

On roads, use flasher/lights according to local laws. Keep SMV emblem visible.

Shields help protect from injury, keep in place.

Stop engine before working on PTO driven machine or PTO shaft, or performing any maintenance.

Before leaving tractor unattended, lower hydraulically lifted equipment to ground.



WARNING Before starting the engine, be sure all operating controls are in neutral. This will ease starting loads on the starter and batteries and will eliminate the accidental start up of PTO driven equipment.




WARNING Before leaving the tractor, stop the engine, place all controls in neutral, and either set the parking brake or place range lever in PARK position as equipped.



WARNING Operate controls only when seated in the Operator's seat.



WARNING Never service or make adjustments to the tractor with the engine running or while the tractor is in motion.



WARNING Tractor travel speed should be such that complete control and tractor stability is maintained at all times. Where possible, avoid operating the tractor near ditches, embankments and holes. Reduce speed when turning, crossing slopes, and on rough, slick, or muddy surfaces.

[Buy now](#)

[Case 1175 Tractor PDF Operators Manual](#)

[With Instant Download](#)