

epcatalogs.com

**210
Tractor**

S/N 9701396 and after

Operator's Manual

9-3463

Reprinted








THIS SAFETY ALERT SYMBOL INDICATES IMPORTANT SAFETY MESSAGES IN THIS MANUAL. WHEN YOU SEE THIS SYMBOL, CAREFULLY READ THE MESSAGE THAT FOLLOWS AND BE ALERT TO THE POSSIBILITY OF PERSONAL INJURY OR DEATH.

M171B

If Safety Decals on this machine use the words **Danger, Warning or Caution**, which are defined as follows:

- **DANGER:** Indicates an immediate hazardous situation which if not avoided, will result in death or serious injury. The color associated with Danger is RED.
- **WARNING:** Indicates an potentially hazardous situation which if not avoided, will result in serious injury. The color associated with Warning is ORANGE.
- **CAUTION:** Indicates an potentially hazardous situation which if not avoided, may result in minor or moderate injury. It may also be used to alert against unsafe practices. The color associated with Caution is YELLOW.

If Safety Decals on this machine are ISO two panel Pictorial, decals are defined as follows:

- The first panel indicates the nature of the hazard.
- The second panel indicates the appropriate avoidance of the hazard.
- Background color is YELLOW.
- Prohibition symbols such as   and  if used, are RED.



WARNING

IMPROPER OPERATION OF THIS MACHINE CAN CAUSE INJURY OR DEATH. BEFORE USING THIS MACHINE, MAKE CERTAIN THAT EVERY OPERATOR:

- Is instructed in safe and proper use of the machine.
- Reads and understands the Manual(s) pertaining to the machine.
- Reads and understands ALL Safety Decals on the machine.
- Clears the area of other persons.
- Learns and practices safe use of machine controls in a safe, clear area before operating this machine on a job site.

It is your responsibility to observe pertinent laws and regulations and follow Case Corporation instructions on machine operation and maintenance.



210 TRACTOR

S/N 9701396 and after

Operator's Manual No. 9-3463

epcatalogs.com

JI Case
A Tenneco Company





This Safety Alert Symbol Indicates Important Safety Messages In This Manual When You See This Symbol Carefully Read The Message That Follows and Be Alert To The Possibility Of Personal Injury Or Death

IF THIS MACHINE IS USED BY AN EMPLOYEE OR IS LOANED OR RENTED, MAKE ABSOLUTELY CERTAIN THAT THE OPERATOR(S), PRIOR TO OPERATING:

- 1. IS INSTRUCTED IN SAFE AND PROPER USE.**
- 2. REVIEWS AND UNDERSTANDS THE MANUAL(S) PERTAINING TO THE MACHINE.**

751253



WARNING

BEFORE STARTING ENGINE

**STUDY OPERATOR'S MANUAL SAFETY MESSAGES
READ ALL SAFETY SIGNS ON MACHINE
CLEAR THE AREA OF OTHER PERSONS**

LEARN & PRACTICE SAFE USE OF CONTROLS BEFORE OPERATING

IT IS YOUR RESPONSIBILITY TO UNDERSTAND AND FOLLOW MANUFACTURER'S INSTRUCTIONS ON MACHINE OPERATION, SERVICE, AND TO OBSERVE PERTINENT LAWS AND REGULATIONS. OPERATOR AND SERVICE MANUALS MAY BE OBTAINED FROM YOUR EQUIPMENT DEALER.

TABLE OF CONTENTS

SAFETY PRECAUTIONS	I - X
PRODUCT IDENTIFICATION NUMBER	2
OVERALL MEASUREMENTS	3
ENGINE SPECIFICATIONS	4
GENERAL SPECIFICATIONS	5
Cooling System	5
Brake	5
Transaxle	5
Speed Range	5
Wheels and Tires	5
FUEL SPECIFICATIONS	6 - 7
LUBRICATION	8 - 10
Lubrication Chart	8 - 9
Engine Lubrication	10
OPERATING INSTRUCTIONS	11 - 19
Operating Controls & Instruments	11 - 14
Pre-Starting Check List	14
Starting Procedure	15 - 16
Stopping Procedure	17
Driving Procedure	17 - 19
PREVENTIVE MAINTENANCE	20
Carburetor Adjustment	21
Belt Replacement	22 - 24
Steering Adjustments	25
Brake & Clutch Adjustment	26 - 27
Air Filter	27
Tighten Adjustments	28
Electrical System	29 - 35
Headlights	29
Storage Battery	30 - 31
Jump Start With Booster Battery	32
Spark Plug	33
Wiring Diagram	34 - 35
ATTACHMENTS	36 - 37

[Buy now](#)

[Case 210 Tractor PDF Operator's Manual](#)

[With Instant Download](#)