

epcatalogs.com

# **108 Tractor Operator's Manual**

**9-4363**

Reprinted








*THIS SAFETY ALERT SYMBOL INDICATES IMPORTANT SAFETY MESSAGES IN THIS MANUAL. WHEN YOU SEE THIS SYMBOL, CAREFULLY READ THE MESSAGE THAT FOLLOWS AND BE ALERT TO THE POSSIBILITY OF PERSONAL INJURY OR DEATH.*

M171B

If Safety Decals on this machine use the words **Danger, Warning or Caution**, which are defined as follows:

- **DANGER:** Indicates an immediate hazardous situation which if not avoided, will result in death or serious injury. The color associated with Danger is RED.
- **WARNING:** Indicates an potentially hazardous situation which if not avoided, will result in serious injury. The color associated with Warning is ORANGE.
- **CAUTION:** Indicates an potentially hazardous situation which if not avoided, may result in minor or moderate injury. It may also be used to alert against unsafe practices. The color associated with Caution is YELLOW.

If Safety Decals on this machine are ISO two panel Pictorial, decals are defined as follows:

- The first panel indicates the nature of the hazard.
- The second panel indicates the appropriate avoidance of the hazard.
- Background color is YELLOW.
- Prohibition symbols such as   and  if used, are RED.



# WARNING

IMPROPER OPERATION OF THIS MACHINE CAN CAUSE INJURY OR DEATH. BEFORE USING THIS MACHINE, MAKE CERTAIN THAT EVERY OPERATOR:

- Is instructed in safe and proper use of the machine.
- Reads and understands the Manual(s) pertaining to the machine.
- Reads and understands ALL Safety Decals on the machine.
- Clears the area of other persons.
- Learns and practices safe use of machine controls in a safe, clear area before operating this machine on a job site.

It is your responsibility to observe pertinent laws and regulations and follow Case Corporation instructions on machine operation and maintenance.



108 TRACTOR

Operator's Manual No. 9-4363

epcatalogs.com

**JI Case**  
A Tenneco Company







**This Safety Alert Symbol Indicates Important Safety Messages In This Manual When You See This Symbol Carefully Read The Message That Follows and Be Alert To The Possibility Of Personal Injury Or Death**

**IF THIS MACHINE IS USED BY AN EMPLOYEE OR IS LOANED OR RENTED, MAKE ABSOLUTELY CERTAIN THAT THE OPERATOR(S), PRIOR TO OPERATING:**

- 1. IS INSTRUCTED IN SAFE AND PROPER USE.**
- 2. REVIEW AND UNDERSTANDS THE MANUAL(S) PERTAINING TO THE MACHINE.**

751253



## **WARNING**

### **BEFORE STARTING ENGINE**

**STUDY OPERATOR'S MANUAL SAFETY MESSAGES  
READ ALL SAFETY SIGNS ON MACHINE  
CLEAR THE AREA OF OTHER PERSONS**

### **LEARN & PRACTICE SAFE USE OF CONTROLS BEFORE OPERATING**

IT IS YOUR RESPONSIBILITY TO UNDERSTAND AND FOLLOW MANUFACTURER'S INSTRUCTIONS ON MACHINE OPERATION, SERVICE, AND TO OBSERVE PERTINENT LAWS AND REGULATIONS. OPERATOR AND SERVICE MANUALS MAY BE OBTAINED FROM YOUR EQUIPMENT DEALER.

## TABLE OF CONTENTS

SAFETY MESSAGES .....	I - X
INTRODUCTION .....	3
PRODUCT IDENTIFICATION NUMBER .....	4
OVERALL MEASUREMENTS .....	5
ENGINE SPECIFICATIONS .....	6
GENERAL SPECIFICATIONS .....	7
Cooling System .....	7
Brake and Clutch .....	7
Transmission .....	7
Speed Range .....	7
Wheels and Tires .....	7
FUEL SPECIFICATIONS .....	8 - 9
LUBRICATION .....	10 - 12
Chart .....	11
Engine Lubrication .....	12
OPERATING INSTRUCTIONS .....	13 - 21
Operating Controls and Instruments .....	13 - 15
Prestarting Check List .....	16
Starting Procedure .....	17 - 18
Stopping Procedure .....	19
Driving Procedure .....	19 - 21
PREVENTIVE MAINTENANCE .....	22 - 38
Air Cleaners .....	23
Carburetor Adjustment .....	24 - 25
Throttle Adjustment .....	26
Clutch and Brake Adjustment .....	27
Belt Service .....	28 - 31
Steering Adjustment .....	32
Spark Plug .....	33
Storage Battery .....	34 - 35
Jump Start with Booster Battery .....	36
Wiring Diagram .....	37 - 38
ATTACHMENTS .....	39

[Buy now](#)

[Case 108 Tractor PDF Operator's Manual](#)

[With Instant Download](#)