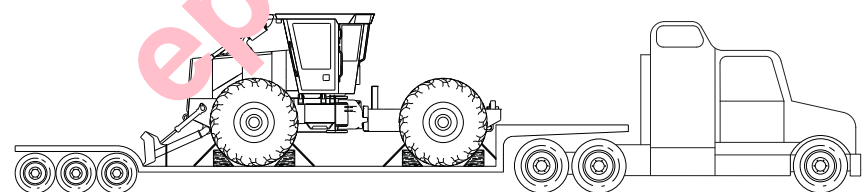




**ENG S610C CARRIER VEHICLE MOVING
AND TRANSPORTING INSTRUCTIONS**



36231AMUL R2 08/15

epcatalogs.com

INDEX

ENGLISH

MACHINE WEIGHT	17
TRANSPORTING INSTRUCTIONS	16
VEHICLE MOVING INSTRUCTIONS	
JOYSTICK STEERING	10
STEERING WHEEL	5

epcatalogs.com

epcatalogs.com

ENGLISH

VEHICLE MOVING INSTRUCTIONS


ONLY FOR S610C CARRIER MACHINES
EQUIPPED WITH A STEERING WHEEL

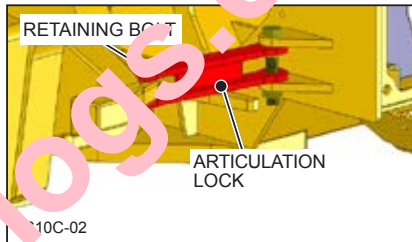



For machines equipped with joystick steering, see page 10.

IMPORTANT:

Read and understand these safety instructions before loading or off loading this machine. See operator's manual in the storage box in the cab for additional information.

1. Turn battery disconnect switch ON . This switch is located behind the access panel on the left side of engine compartment.
2. Ensure area is clear before moving machine and that any personnel are at a safe distance.
3. Remove securing pins and red articulation lock bar from between frames.
4. Sit in operator's seat, fasten seat belt and close both doors.
5. Place both seat armrests in down, operating position.



[Buy now](#)

[Tigercat S610C CARRIER Operators Manual PDF](#)

[With Instant Download](#)