

epcatalogs.com

4366 Tractor Operators Manual

1084394R1

Reprinted





This symbol means ATTENTION! BECOME ALERT! YOUR SAFETY IS INVOLVED. The message that follows the symbol contains important information about your safety. Carefully read the message. Make sure you fully understand the causes of possible injury or death.

SB001

IF THIS MACHINE IS USED BY AN EMPLOYEE, IS LOANED, OR IS RENTED, MAKE SURE THAT THE OPERATOR UNDERSTANDS THE TWO INSTRUCTIONS BELOW.

BEFORE THE OPERATOR STARTS THE ENGINE:

1. GIVE INSTRUCTIONS TO THE OPERATOR ON SAFE AND CORRECT USE OF THE MACHINE.
2. MAKE SURE THE OPERATOR READS AND UNDERSTANDS THE OPERATOR'S MANUAL FOR THIS MACHINE.



WARNING

IMPROPER OPERATION OF THIS MACHINE CAN CAUSE INJURY OR DEATH.

BEFORE STARTING THE ENGINE, DO THE FOLLOWING:

1. READ THE OPERATOR'S MANUAL.
2. READ ALL SAFETY DECALS ON THE MACHINE.
3. CLEAR THE AREA OF OTHER PERSONS.

LEARN AND PRACTICE SAFE USE OF MACHINE CONTROLS IN A SAFE, CLEAR AREA BEFORE YOU OPERATE THIS MACHINE ON A JOB SITE.

It is your responsibility to observe pertinent laws and regulations and to follow manufacturer's instructions on machine operation and maintenance.

See your Authorized Case dealer for additional operator's manuals, parts catalogs, and service manuals.

To The Owner

Your new International 4366 Articulated Turbo Diesel Tractor is designed to meet today's exacting operating requirements. The ease and comfort of operation, the ability to match ground speeds to engine power and work requirement, and the effortless versatility of the hydraulic system are intended to lighten your work and shorten your hours on the job.

Your local International Harvester dealer is interested in the performance you receive from this tractor. He has factory-trained servicemen, informed in the latest method of servicing tractors, and modern tools, and original-equipment IH service parts which assure proper fit and good performance.

To obtain top performance and assure economical operation the tractor should be inspected, depending on its use, periodically, or at least once a year by your International Harvester Dealer.

Before you operate the tractor study this manual carefully. It has been prepared to help you operate and maintain your tractor with utmost efficiency. New copies may be ordered from your dealer at a nominal price.

When in need of parts, always specify the tractor and engine serial numbers, including prefix and suffix letters. Write these serial numbers in the spaces provided.




Worldwide graphic symbols are used to assist identification and operation. In this manual, an identifying symbol is placed in the instructions like the example at left for the symbol on the engine oil pressure gauge. The cylinder block in the symbol represents the engine, the drop signifies oil, and the arrows indicate pressure. Regardless of the language used in a nation, this symbol means engine oil pressure without translation.

CONTENTS

SERIAL NUMBERS	1,2	AIR CLEANING SYSTEM	25 to 27
INTRODUCTION	2,3	ELECTRICAL SYSTEM	27 to 30
WORK SAFELY—FOLLOW THESE RULES	4,5	FRONT AND REAR WHEELS	31
TRACTOR INSTRUMENTS AND CONTROLS	6	WEIGHTS	32
BEFORE OPERATING YOUR NEW TRACTOR	7	PARK BRAKE ADJUSTMENT	32
DRIVING THE TRACTOR	8 to 12	STORING THE TRACTOR	33
ENGINE AND FUEL SYSTEM	12 to 17	COLD WEATHER PRECAUTIONS	34
HYDRAULIC CONTROL FOR THREE-POINT HITCH	17	LUBRICATION	34 to 37
THREE-POINT HITCH	18 to 20	LUBRICATION TABLE	38
HITCHING TRAILING EQUIPMENT TO THE TRACTOR	20	LUBRICATION GUIDE	39 to 42
AUXILIARY VALVES, REMOTE CYLINDERS AND HYDRAULIC OUTLETS	21 to 23	TRACTOR PREVENTIVE MAINTENANCE	43, 44
COOLING SYSTEM	23 to 25	CAB EQUIPMENT PREVENTIVE MAINTENANCE	45 to 47
		SPECIFICATIONS	48 to 49


epcatalogs.com

SERIAL NUMBERS




1 - Diesel engine serial number

D-466




1 - Front axle serial number



1 - Tractor serial number

2 - Transfer case serial number



1 - Rear axle serial number

[Buy now](#)

[Case 4366 Tractor PDF Operator's Manual](#)

[With Instant Download](#)