



MANITOU NORTH AMERICA, INC.

6401 IMPERIAL DRIVE
Waco, TX 76712-6803

NOTE: *Manitou Forklift Manuals are continually updated and subject to change without prior notice. If your Forklift Model or parts are not found in this manual, please contact your dealer or the Manitou North America Parts Department for the latest information and parts availability.*

 WARNING
Specialty designed TMT Forks must be replaced with Factory Approved Forks ONLY! See your Dealer or contact Manitou North America, Inc..

TMT55/FL -4W
TMT55/FL/XT -4W
SERIES 1-E2

PARTS MANUAL

For Parts Orders contact your Manitou North America Dealer or call:
Manitou North America, Parts Dept. 800-425-3727 or (254) 799-0232
Parts Dept. Fax: (254) 867-6504 Website: www.manitou-na.com

epcatalogs.com

IMPORTANT

PARTS LISTS :

The text pages have a figure (for example : 1) printed in the top left corner, and a sign at the bottom (+).

- "1" means that this is the first page of text.
- "+" means that the parts list is not finished, and that there are more pages. The last page does not have the "+" sign.
- "X" in the Quantity columns means = according to need.

PARTS ORDER :

When placing an order, always state :

- Spare part ref. number
- Complete description
- Quantity
- Type of machine
- Machine serial number.
- Component identification number (mast, jib, cab, engine, etc)

DUPLICATE DRAWING :

Drawing included every two or three pages of text.

CAUTION :

Certain parts, or part assemblies illustrated in this catalogue are only supplied as options, and not with the standard machine.

SYMBOLS :

→ : From (machine, engine, date, etc.)

→ : Up to (machine, engine, date, etc.)

□ □ : For (machine, engine, date, etc.)

□ □ : Except for (machine, engine, date, etc.)

◀ : See drawing

●, ■, ▲, ★, ... : Up to } machine N°,
○, □, △, ☆, ... : From } N° engine, cab,
transmission, etc.

IMPORTANTE

NOMENCLATURA :

Le pagine di testo hanno in alto a sinistra, una cifra, esempio : 1 e in basso un segno +.

- L' "1" significa che si tratta della prima pagina di testo.
- Il "+" indica che la nomenclatura non è terminata e che esistono altre pagine a seguire, l'ultima pagina è senza il segno +.
- Il segno "X" nelle colonne Qtà = secondo il bisogno.

ORDINE DI PEZZI :

Per passare i vostri ordini, precisare sempre :

- N° pezzo di ricambio
- Descrizione completa
- Quantità
- Tipo di macchina
- N° di serie della macchina
- N° d'identificazione componente (rampa, braccio, cabina, motore, ecc.)

TAVOLA DUPLICATA :

Tavole aggiuntive ogni 2 o 3 pagine di testo.

ATTENZIONE :

Alcuni pezzi o montaggio di pezzi illustrati in questo catalogo vengono spediti solamente come optional e non con la macchina standard.

SIMBOLI :

→ : A partire da (macchina, motore, data, ecc.)

→ : Fino a (macchina, motore, data, ecc.)

□ □ : Per (macchina, motore, ecc.)

□ □ : Escluso per (macchina, motore, ecc)

◀ : Vedere tavola

●, ■, ▲, ★, ... : Fino a }
○, □, △, ☆, ... : A partire da } macchina N°,
N° motore, cabina,
trasmissione, ecc.

I
N
D
E
X

2 AA 133

Diagram showing various rollers and components for the 2 AA 133 model. Components include rollers with different textures and sizes, and a roller with a central hub. Labels include 'OPTION - OPTION', 'OPCIÓN - OPCIÓN', and 'OPZIONE'.

3 AA 213

TMT 25.25 S.1-E2
TMT 25.25 S S.1-E2
TMT 25.20 C S.1-E2

TMT 25.15 CR S.1-E2
TMT 25.20 SR S.1-E2
TMT 25.20 SR V S.1-E2

Diagram showing various tire options for the 3 AA 213 model. Tires are shown in cross-section and on a vehicle chassis. Brands include HAULER, SOLDEAL, and GOOD YEAR. Labels include 'OPTION - OPTION', 'OPCIÓN - OPCIÓN', and 'OPZIONE'.

TMT 25.25 S.1-E2
TMT 25.25 S S.1-E2
TMT 25.20 C S.1-E2

3 AB 37

OPTION
OPTION
OPCIÓN
OPCIÓN
OPZIONE

TMT 25.15 CR S.1-E2
TMT 25.20 SR S.1-E2
TMT 25.20 SR V S.1-E2

Diagram showing various tire options for the 3 AB 37 model. Tires are shown in cross-section and on a vehicle chassis. Brands include TRELLEBORG and GOOD YEAR. Labels include 'OPTION - OPTION', 'OPCIÓN - OPCIÓN', and 'OPZIONE'.

3 AB 43

OPTION
OPTION
OPCIÓN
OPCIÓN
OPZIONE

TMT 55 FL-4W

Diagram showing various tire options for the 3 AB 43 model. Tires are shown in cross-section and on a vehicle chassis. Brand includes GOOD YEAR. Labels include 'OPTION - OPTION', 'OPCIÓN - OPCIÓN', and 'OPZIONE'.

4 AA 40

Diagram showing various engine and chassis components for the 4 AA 40 model. Components include the engine, transmission, and chassis frame. Labels include 'OPTION - OPTION', 'OPCIÓN - OPCIÓN', and 'OPZIONE'.

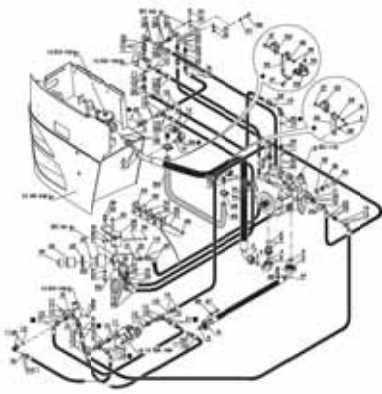
4 AB 120

TMT 25.25 S.1-E2
TMT 25.25 S S.1-E2

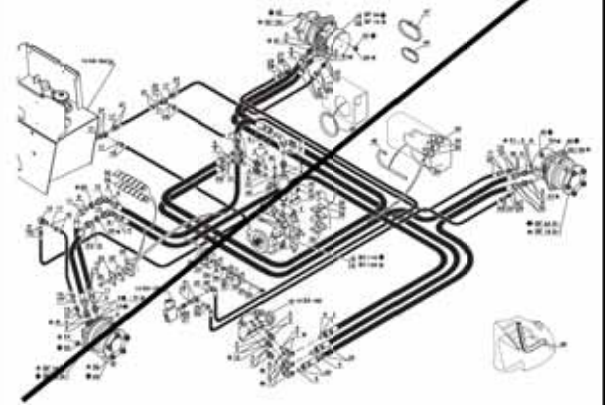
Diagram showing various chassis and tire components for the 4 AB 120 model. Components include the chassis frame, suspension, and tires. Labels include 'OPTION - OPTION', 'OPCIÓN - OPCIÓN', and 'OPZIONE'.

I
N
D
E
X

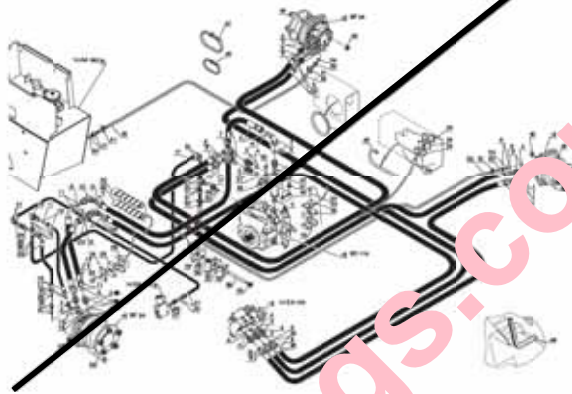
4 AB 122 [] TMT 55 FL -4W



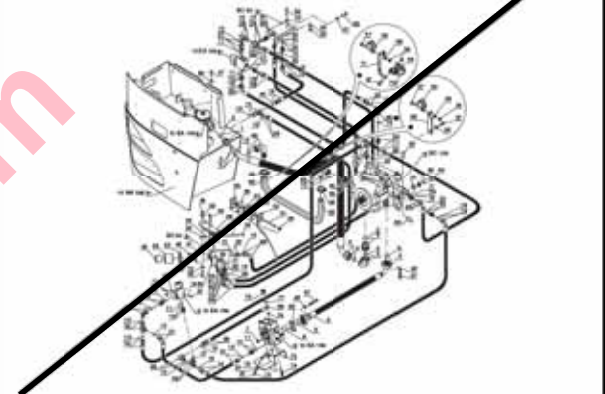
4 AB 123 [] TMT 55 FL XT -4W



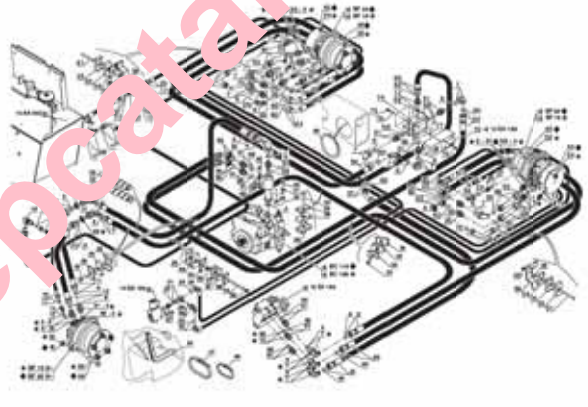
4 AB 125 [] TMT 25 20 C S.1-E2
TMT 25.15 CR S.1-E2



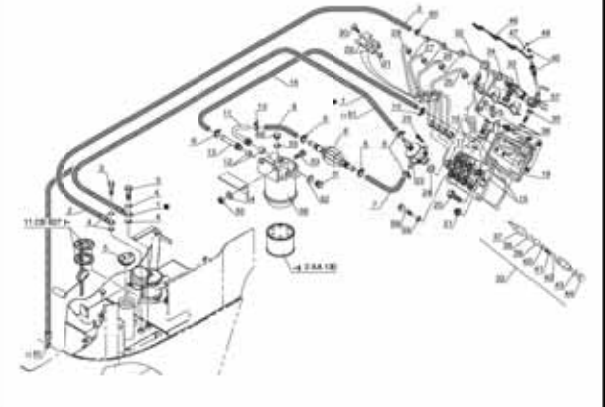
N° : 241 315 4 AB 175 [] TMT 25 20 SR XT S.1-E2



4 AB 177 [] TMT 55 FL -4W
TMT 55 FL XT -4W



4 AC 181



epcatalogs.com

[Buy now](#)

[Manitou Forklift TMT55/FL-4W TMT55,FL/XT-4W Parts Manual PDF](#)

[With Instant Download](#)