

epcatalogs.com

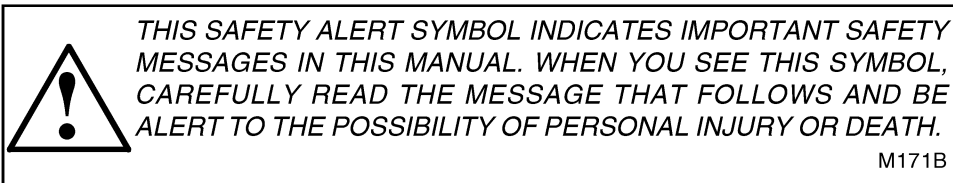
International 966 Tractor

Operator's Manual

1084205R1

Reprinted







If Safety Decals on this machine use the words **Danger, Warning or Caution**, which are defined as follows:

- **DANGER:** Indicates an immediate hazardous situation which if not avoided, will result in death or serious injury. The color associated with Danger is RED.
- **WARNING:** Indicates an potentially hazardous situation which if not avoided, will result in serious injury. The color associated with Warning is ORANGE.
- **CAUTION:** Indicates an potentially hazardous situation which if not avoided, may result in minor or moderate injury. It may also be used to alert against unsafe practices. The color associated with Caution is YELLOW.

If Safety Decals on this machine are ISO two panel Pictorial, decals are defined as follows:

- The first panel indicates the nature of the hazard.
- The second panel indicates the appropriate avoidance of the hazard.
- Background color is YELLOW.
- Prohibition symbols such as  and  if used, are RED.



WARNING

IMPROPER OPERATION OF THIS MACHINE CAN CAUSE INJURY OR DEATH. BEFORE USING THIS MACHINE, MAKE CERTAIN THAT EVERY OPERATOR:

- Is instructed in safe and proper use of the machine.
- Reads and understands the Manual(s) pertaining to the machine.
- Reads and understands ALL Safety Decals on the machine.
- Clears the area of other persons.
- Learns and practices safe use of machine controls in a safe, clear area before operating this machine on a job site.

It is your responsibility to observe pertinent laws and regulations and follow Case Corporation instructions on machine operation and maintenance.


INTERNATIONAL[®]

966

TRACTOR

INTERNATIONAL[®]

OPERATOR'S MANUAL



To The Owner

Assembled in this manual are operation, lubrication, and maintenance instructions for the Farmall 966 Diesel Tractor. The Farmall 966 Tractor including the Hi-Clear and All-Wheel Drive Models, have either a conventional clutch and transmission or hydrostatic drive. This material has been prepared in detail in the hope that it will help you to better understand the correct care and efficient operation of your tractor.

Your new International Harvester tractor is designed to meet today's exacting operating requirements. The ease and comfort of operation, the ability to match ground speeds to engine power and work requirement, and the effortless versatility of the hydraulic system are intended to lighten your work and shorten your hours on the job.

Your local International Harvester dealer is interested in the performance you receive from this tractor. He has factory-trained servicemen, informed in the latest method of servicing tractors and modern tools, and original-equipment International Harvester service parts which assure proper fit and good performance.

To obtain top performance and assure economical operation the tractor should be inspected, depending on its use, periodically, or at least once a year, by your International Harvester Dealer.

Before you operate the tractor study this manual carefully. It has been prepared to help you operate and maintain your tractor with utmost efficiency. New copies may be ordered from your dealer at a nominal price.

When in need of parts, always specify the tractor model and serial numbers, including prefix and suffix letter. Write these serial numbers in the spaces provided under "Serial Numbers".



Universal symbols are used to pictorially identify various tractor instruments and controls. Throughout this manual an identifying symbol is placed by the instructions like this example for engine coolant temperature. The waves signify water or coolant and the thermometer indicates temperature. Regardless of the language used in a nation, and without translation, this symbol means water or coolant temperature.

A Careful Operator

**IS THE BEST INSURANCE
AGAINST AN ACCIDENT**

THIS MANUAL IS FOR TRACTORS WITH TRACTOR SERIAL NO. 17000 AND ABOVE.

DELIVERY SERVICE FOR 966 TRACTOR

This form must be filled out by the dealer and signed by both the dealer and the customer at the time of delivery.

Delivered to _____ Dealer _____

R.R. No. _____ Box No. _____ Town _____

Town _____ Serial No. _____

State _____ Zip _____ Engine Serial No. _____

I have thoroughly instructed the buyer on the above described equipment which review included the Operator's Manual content, equipment care, adjustments, and safe operation. The warranty policy provisions were also explained and reviewed.

DEALER'S SIGNATURE

Above equipment and Operator's Manual have been received by me and I have been thoroughly instructed as to care, adjustments, safe operation and applicable warranty policy.

DATE

OWNER'S SIGNATURE

----- FOLD BACK HERE AND ADD CARBON -----

CUT ALONG THIS LINE FIRST

DEALER'S COPY

DELIVERY SERVICE FOR 966 TRACTOR

This form must be filled out by the dealer and signed by both the dealer and the customer at the time of delivery.

Delivered to _____ Dealer _____

R.R. No. _____ Box No. _____ Town _____

Town _____ Serial No. _____

State _____ Zip _____ Engine Serial No. _____

I have thoroughly instructed the buyer on the above described equipment which review included the Operator's Manual content, equipment care, adjustments, and safe operation. The warranty policy provisions were also explained and reviewed.

DEALER'S SIGNATURE

Above equipment and Operator's Manual have been received by me and I have been thoroughly instructed as to care, adjustments, safe operation and applicable warranty policy.

DATE

OWNER'S SIGNATURE

OWNER'S COPY

[Buy now](#)

[Case 966 Tractor PDF Operator's Manual](#)

[With Instant Download](#)