

epcatalogs.com

756 Tractor

Operators Manual

1082649R2

Reprinted

CASE 



This symbol means ATTENTION! BECOME ALERT! YOUR SAFETY IS INVOLVED. The message that follows the symbol contains important information about your safety. Carefully read the message. Make sure you fully understand the causes of possible injury or death.

SB001

IF THIS MACHINE IS USED BY AN EMPLOYEE, IS LOANED, OR IS RENTED, MAKE SURE THAT THE OPERATOR UNDERSTANDS THE TWO INSTRUCTIONS BELOW.

BEFORE THE OPERATOR STARTS THE ENGINE:

1. GIVE INSTRUCTIONS TO THE OPERATOR ON SAFE AND CORRECT USE OF THE MACHINE.
2. MAKE SURE THE OPERATOR READS AND UNDERSTANDS THE OPERATOR'S MANUAL FOR THIS MACHINE.



IMPROPER OPERATION OF THIS MACHINE CAN CAUSE INJURY OR DEATH.

BEFORE STARTING THE ENGINE, DO THE FOLLOWING:

1. READ THE OPERATOR'S MANUAL.
2. READ ALL SAFETY DECALS ON THE MACHINE.
3. CLEAR THE AREA OF OTHER PERSONS.

LEARN AND PRACTICE SAFE USE OF MACHINE CONTROLS IN A SAFE, CLEAR AREA BEFORE YOU OPERATE THIS MACHINE ON A JOB SITE.

It is your responsibility to observe pertinent laws and regulations and to follow manufacturer's instructions on machine operation and maintenance.

See your Authorized Case dealer for additional operator's manuals, parts catalogs, and service manuals.

To The Owner

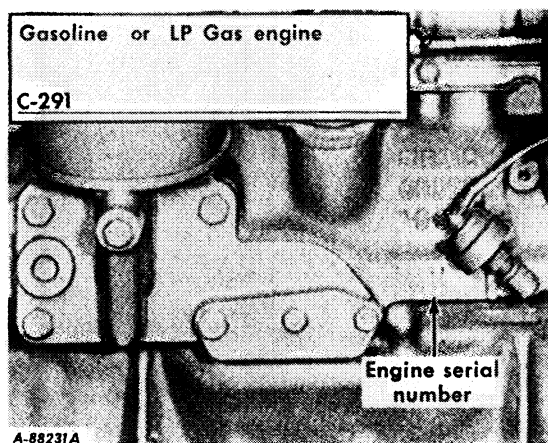

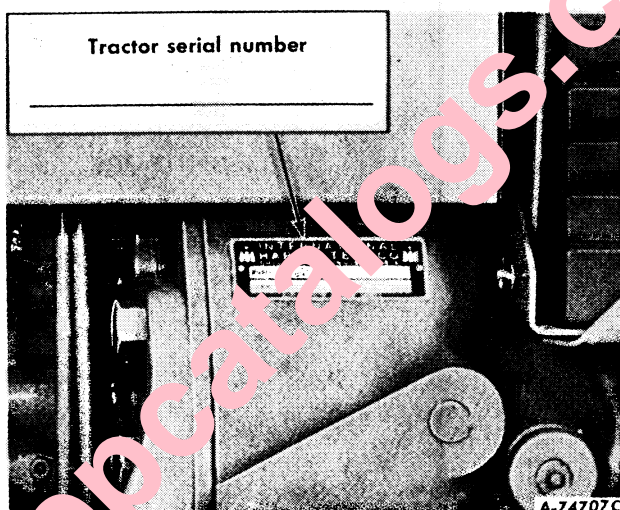
Your new International Harvester tractor is designed to meet today's exacting operating requirements. The ease and comfort of operation, the ability to match ground speeds to engine power and work requirement, and the effortless versatility of the hydraulic system are intended to lighten your work and shorten your hours on the job.

Your local International Harvester dealer is interested in the performance you receive from this tractor. He has factory-trained servicemen, informed in the latest method of servicing tractors, and modern tools, and original-equipment IH service parts which assure proper fit and good performance.

To obtain top performance and assure economical operation the tractor should be inspected, depending on its use, periodically, or at least once a year, by your International Harvester Dealer.

Before you operate the tractor study this manual carefully. It has been prepared to help you operate and maintain your tractor with utmost efficiency. New copies may be ordered from your dealer at a nominal price.

When in need of parts, always specify the tractor and engine serial numbers, including prefix and suffix letters. Write these serial numbers in the spaces provided below.



epcatalogs.com

**IMPORTANT FUEL SYSTEM SAFETY WARNING
AND
ANNOUNCEMENT OF FREE, REPLACEMENT GASOLINE CAP**



CAUTION! The following information pertains to personal safety. Be sure to read and follow these instructions.

PROBLEM — Gasoline vapors can build up pressure in your gasoline tank.

All gasoline fuels are more volatile today than ever before. They vaporize and build up pressure in your gasoline tank more easily than in the past. Winter grade gasoline is especially subject to vaporization and pressure build-up when used on hot Spring or Fall days. If you have a tractor which is out of tune or not properly maintained, it can run hotter and increase vaporization.

DANGER — Fire and personal injury.

If the fuel cap is removed when the gasoline tank is hot and cap pressure has, under certain circumstances, built up in the tank, this sudden release of pressure could force gasoline out of the tank. If the gas cap is not fully secured and tightened, it could come off the tank, and again, gasoline could escape. This sudden eruption of gasoline exposes the operator to, and may cover him with, liquid fuel and vapors and is a clear fire hazard if a source of ignition is present. A running engine is a source of ignition, as are cigarettes, open flames, sparks or a poorly maintained exhaust system. **An immediate fire could occur.** The operator or anyone in the area could be burned and suffer serious injury or even death.

PRECAUTIONS — Observe the following steps for safe operation:

- Always tighten gas caps securely.
- Never, under any circumstances, take the gas cap off a hot or running tractor.
- Never hold over Winter gasoline for use in the Spring. Remove any equipment unnecessary for warm weather operations, such as comfort covers, heat housers, or radiator covers.
- Maintain equipment properly and pay particular attention to electrical, exhaust, fuel, and cooling systems. Repair or replace frayed electrical wires; leaky exhaust manifolds, gaskets, pipes and mufflers; damaged carburetors, sediment bowls and fuel lines. Be sure radiators are clean inside and out. Clean off any accumulation of trash, oil or grease.
- Make sure that fuel cap vent holes are not plugged, gaskets are in good condition, and that cap tangs are firmly riveted. Repair worn, bent, or deformed filler necks and damaged heat shields or shield insulation. If your tractor is not equipped with a heat shield or insulation, install such equipment on applicable models.
- Be alert to any unusual sights and sounds during operation. If you suspect overheating or pressure build-up in the fuel system, do not touch the cap. Turn off the engine and allow the tractor to cool before you touch the cap.

[Buy now](#)

[Case 756 Tractor PDF Operator's Manual](#)

[With Instant Download](#)