

epcatalogs.com

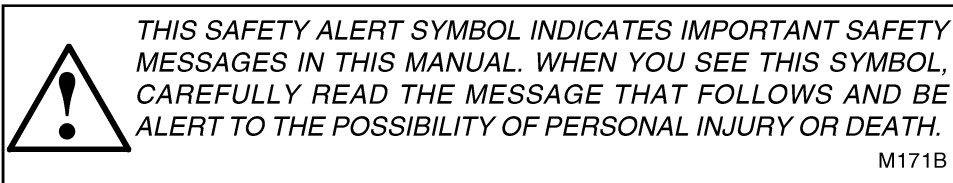
# **Model "LAI" Tractor**

## **Operators Manual**

5296

Reprinted







If Safety Decals on this machine use the words **Danger, Warning or Caution**, which are defined as follows:

- **DANGER:** Indicates an immediate hazardous situation which if not avoided, will result in death or serious injury. The color associated with Danger is RED.
- **WARNING:** Indicates an potentially hazardous situation which if not avoided, will result in serious injury. The color associated with Warning is ORANGE.
- **CAUTION:** Indicates an potentially hazardous situation which if not avoided, may result in minor or moderate injury. It may also be used to alert against unsafe practices. The color associated with Caution is YELLOW.

If Safety Decals on this machine are ISO two panel Pictorial, decals are defined as follows:

- The first panel indicates the nature of the hazard.
- The second panel indicates the appropriate avoidance of the hazard.
- Background color is YELLOW.
- Prohibition symbols such as  and  if used, are RED.



# WARNING

IMPROPER OPERATION OF THIS MACHINE CAN CAUSE INJURY OR DEATH. BEFORE USING THIS MACHINE, MAKE CERTAIN THAT EVERY OPERATOR:

- Is instructed in safe and proper use of the machine.
- Reads and understands the Manual(s) pertaining to the machine.
- Reads and understands ALL Safety Decals on the machine.
- Clears the area of other persons.
- Learns and practices safe use of machine controls in a safe, clear area before operating this machine on a job site.

It is your responsibility to observe pertinent laws and regulations and follow Case Corporation instructions on machine operation and maintenance.

## TO PURCHASERS OF NEW CASE MACHINES

Congratulations on your purchase of a CASE machine. Welcome to the ever-increasing number of satisfied CASE owners.

The dependability and economical performance of your new CASE machine will prove that you were wise in making this choice.

The organization back of your machine has been building quality farm equipment for more than a century. Your CASE machine was built in one of the largest and best equipped plants in the world. In this factory quality materials, the finest precision machinery, high grade workmanship, thorough inspection, and complete testing equipment are combined to give you the best in performance and economical operation.


The care which you give your machine will have a great deal to do with the service and satisfaction you get from it. By observing the precautions and suggestions in this manual, your CASE machine will serve you well for many years. Make this manual your guide. Should you need information not covered here, or should your machine require special servicing, contact your CASE dealer. He has trained men who are kept informed on the best methods of servicing CASE machines in the field or in his shop.

When it becomes necessary, after long use, to replace certain parts on your machine, be sure to use only genuine CASE parts, which insure proper fit and continued good service. These may be obtained from your CASE dealer. It is always helpful to provide him with the MODEL of your machine in addition to a description (and part number if available) of the parts required.


# I N D E X

	Page No.
Air Cleaner .....	23
Battery .....	41
Bearings - Front Wheel .....	54
Brakes .....	49
Carburetor .....	30
Clutch .....	47
Cold Weather Operation .....	15-21
Cooling System .....	19
Crankcase Breather .....	45
Fan Belt .....	22
Fuels .....	16
Fuel Filter .....	27
Governor .....	31
Lubrication .....	12
Manifold .....	26
Magneto .....	32
Oil Filter .....	25
Oil Pump .....	42
Oil Trap .....	46
Power Take-Off .....	55
Radiator Shutte .....	21
Serial Number .....	56
Service Suggestions .....	28
Spark Plug .....	37
Specifications .....	4
Speeds .....	5
Starting and Lighting .....	38
Starting Engine .....	7
Starting Tractor .....	9
Stopping Tractor .....	9
Storing Tractor .....	57
Tires .....	53
Transmission Case Breather .....	47
Valves .....	44
Warranty .....	58
Wheel Weights .....	51





L. H. Side of Model "LAI" Tractor



R. H. Side of Model "LAI" Tractor

[Buy now](#)

[Case LAI tractor PDF Operator's Manual](#)

[With Instant Download](#)