

epcatalogs.com

510 Loader

Operators Manual

9-16791



Reprinted






THIS SAFETY ALERT SYMBOL INDICATES IMPORTANT SAFETY MESSAGES IN THIS MANUAL. WHEN YOU SEE THIS SYMBOL, CAREFULLY READ THE MESSAGE THAT FOLLOWS AND BE ALERT TO THE POSSIBILITY OF PERSONAL INJURY OR DEATH.

M171B

If Safety Decals on this machine use the words **Danger, Warning or Caution**, which are defined as follows:

- **DANGER:** Indicates an immediate hazardous situation which if not avoided, will result in death or serious injury. The color associated with Danger is RED.
- **WARNING:** Indicates an potentially hazardous situation which if not avoided, will result in serious injury. The color associated with Warning is ORANGE.
- **CAUTION:** Indicates an potentially hazardous situation which if not avoided, may result in minor or moderate injury. It may also be used to alert against unsafe practices. The color associated with Caution is YELLOW.

If Safety Decals on this machine are ISO two panel Pictorial, decals are defined as follows:

- The first panel indicates the nature of the hazard.
- The second panel indicates the appropriate avoidance of the hazard.
- Background color is YELLOW.
- Prohibitive symbols such as   and  if used, are RED.



WARNING

IMPROPER OPERATION OF THIS MACHINE CAN CAUSE INJURY OR DEATH. BEFORE USING THIS MACHINE, MAKE CERTAIN THAT EVERY OPERATOR:

- Is instructed in safe and proper use of the machine.
- Reads and understands the Manual(s) pertaining to the machine.
- Reads and understands ALL Safety Decals on the machine.
- Clears the area of other persons.
- Learns and practices safe use of machine controls in a safe, clear area before operating this machine on a job site.

It is your responsibility to observe pertinent laws and regulations and follow Case Corporation instructions on machine operation and maintenance.

TO THE OWNER_____

TO THE OWNER OF A CASE IH LOADER

Read this manual before you operate the loader. If you need more information, see your dealer.

Your dealer can give you assistance with Case Company approved service parts. Your dealer has technicians with special training that know the best methods of repair and maintenance for your loader.

Call your dealer if you need any assistance or information.

MODEL 510 LOADER MOUNTED ON 5140 MFD TRACTOR



NOTE: When you are in the tractor seat looking forward, the right hand and left hand of the tractor and loader are the same as your right hand and left hand.

epcatalogs.com

GENERAL TABLE OF CONTENTS

Safety/Decals	5
Specifications	9
Controls/Tractor Connections	13
Operation.....	27
Lubrication/Tractor Servicing w/Loader.....	36
Maintenance/Adjustments	40
Accessories.....	44
Storage.....	49

[Buy now](#)

[Case 510 Loader Pdf Operators manual](#)

[With Instant Download](#)