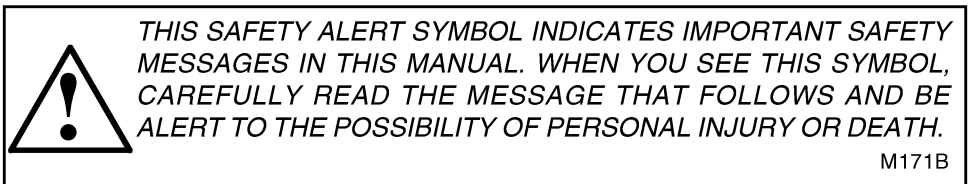


295 Loader
Operator's Manual

9-1143

REPRINTED








If Safety Decals on this machine use the words **Danger, Warning or Caution**, which are defined as follows:

- **DANGER:** Indicates an immediate hazardous situation which if not avoided, will result in death or serious injury. The color associated with Danger is RED.
- **WARNING:** Indicates an potentially hazardous situation which if not avoided, will result in serious injury. The color associated with Warning is ORANGE.
- **CAUTION:** Indicates an potentially hazardous situation which if not avoided, may result in minor or moderate injury. It may also be used to alert against unsafe practices. The color associated with Caution is YELLOW.

If Safety Decals on this machine are ISO two panel Pictorial, decals are defined as follows:

- The first panel indicates the nature of the hazard.
- The second panel indicates the appropriate avoidance of the hazard.
- Background color is YELLOW.
- Prohibition symbols such as   and  if used, are RED.



WARNING

IMPROPER OPERATION OF THIS MACHINE CAN CAUSE INJURY OR DEATH. BEFORE USING THIS MACHINE, MAKE CERTAIN THAT EVERY OPERATOR:

- Is instructed in safe and proper use of the machine.
- Reads and understands the Manual(s) pertaining to the machine.
- Reads and understands ALL Safety Decals on the machine.
- Clears the area of other persons.
- Learns and practices safe use of machine controls in a safe, clear area before operating this machine on a job site.

It is your responsibility to observe pertinent laws and regulations and follow Case Corporation instructions on machine operation and maintenance.

TO THE PURCHASER OF THE CASE LOADER

The care you give your new Case Loader will greatly determine the satisfaction and service life you will obtain from it. Use this manual as your guide. By observing the instructions and suggestions in this manual, your Case Loader will serve you well for many years.

As an Authorized Case Dealer, we stock Genuine Case Parts which are manufactured with the same precision and skill as the original equipment. Our factory-trained staff is kept fully informed on the most efficient methods of servicing Case equipment and is ready and able to assist you.

If you should require additional aid or information, contact us.

Your Authorized Case Dealer

epcatalogs.com

To assure efficient and prompt service, please provide the Model Number of your CASE Loader in all correspondence or contacts.

INTRODUCTION

The CASE Model 295 Front End Loader has been designed for ease in operation, mounting, dismounting, and long life. The loader is designed for many general farm uses.


The loader is completely hydraulically controlled - both when raising the loader and in controlling the bucket. The rapid acting hydraulic lift rams provide fast loading with ample lift for most operations.

The loader will raise to approximately 108 inches and will operate to approximately 6 inches below the ground level in the regular setting. There are two additional settings that change the range of operation for added height or depth. The bucket can be dumped at any raising height desired.

The manure bucket is 40 inches wide and has a 10-1/2 cubic foot capacity.

The manure bucket is equipped with replaceable runner shoes to prevent unnecessary wear on the bucket. Heat-treated tines are secured to the manure bucket with a shear bolt which eliminates damage to the loader when striking a solid obstruction.

The loader is closely coupled to the tractor. Its design permits easy access to the tractor seat and will pass through any opening large enough for the tractor.



MODEL 295 LOADER EQUIPPED WITH DIRT BUCKET

One man can easily mount or dismount the basic loader from the tractor. The loader sub-frames can be left on the tractor. Simply remove the boom, bucket line assembly, and the hydraulic cylinders, thus releasing the tractor for other uses.

GENERAL SPECIFICATIONS

Lifting Height - Approximate.....	108 Inches
Breakaway Lift.....	3000 Pounds
Lifting Capacity at 60 Inches High	2400 Pounds
Hydraulic Lift Rams - Diameter.....	2-1/2 Inches
Bucket Ram - Diameter	2-1/2 Inches
Penetration Below Ground Level.....	*6 Inches
Weight.....	1209 Pounds

*Depending on tractor and tire size

TRACTOR REQUIREMENTS

General Purpose - 401, 411, 701B, 711B, 801B, 811B and 730-830 Series Tractors.

4 Wheel Standard - 400, 410, 700B, 710B, 800B, 810B and 730-830 Series Tractors before Serial No. 8253501

Western Special - 702B, 712B, 802B, 812B and 730-830 Series Tractors before Serial No. 8253501

All tractors must be equipped with Dual Valves for both Single and Double Acting Hydraulic Control.



MODEL 295 LOADER EQUIPPED WITH DIRT BUCKET

[Buy now](#)

[Case 295 Loader Pdf Operators manual](#)

[With Instant Download](#)